


UMEC International Corporation

UP0101D SERIES

10 Watt AC/DC Open Frame

- ◆ Universal Input 90 to 264 VAC
- ◆ EMI Meets FCC/CISPR 22 Class B
- ◆ Continuous Short Circuit Protection
- ◆ Designed to Meets UL, CSA, TUV Safety Standards
- ◆ RoHS Compliant

Green Product
RoHS



SPECIFICATIONS

All specifications are typical at nominal line, full load and 25°C unless otherwise noted.

INPUT SPECIFICATIONS

Input Voltage Range 90-264VAC
Input Frequency 47-63 Hz
Inrush Current 30A max.(Cold Start)

GENERAL SPECIFICATIONS

Hold-up Time 10mS typ.
Leakage Current 3mA max.
Short Circuit Protection Continuous
Continuous Output Power 10W max.
Hi-pot Isolation: Input / Output 4242 VDC

ENVIRONMENTAL SPECIFICATIONS

Operating Temperature Range 0°C to 70°C
Derating 50°C to 70°C 2%/°C
Temperature Coefficient ±0.03%/°C
Storage Temperature Range -40°C to +85°C
Humidity, Non-Condensing 0 to 95% RH
Cooling Free- Air Convection
EMI Meets FCC/CISPR 22 Class B Specification



UMEC International Corporation
2539 West 237th Street, Suite A
Torrance, California 90505 USA

www.umecintl.com
Tel: 310-326-7072
Fax: 310-326-7058

UMEC International Corporation

OUTPUT SPECIFICATIONS

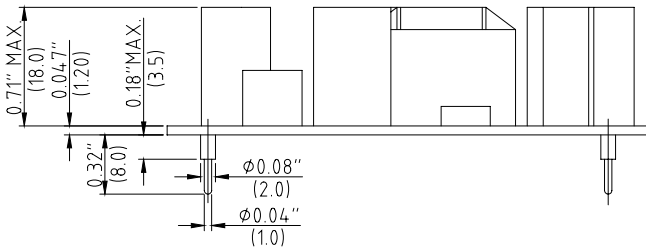
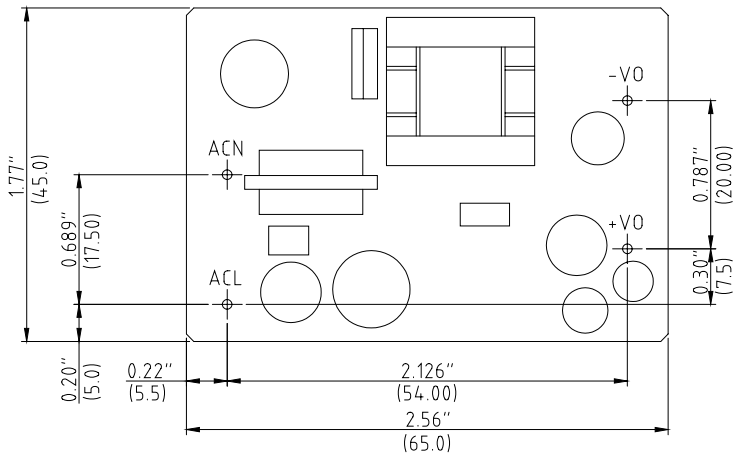
Model Number	Output Voltage (Volts)	Output Current (Amps)		Max Power (Watt)	Efficiency (typ.)	Ripple ¹ P-P (mV)	Total Regulation ²
		Min.	Rated				
UP0101D-03	3.3	0	3	9.9	65%	50	±4%
UP0101D-05	5	0	2	10	70%	50	±4%
UP0101D-12	12	0	0.85	10	72%	120	±4%
UP0101D-24	24	0	0.42	10	70%	240	±5%

NOTES:

1. Add a 0.1uF ceramic capacitor and a 10uF E.L. capacitor to the output connector. Peak to peak and RMS metering equipment shall have a 20 MHz response with probes and cables maintaining frequency response from 200 Hz to 100MHz bandwidth. Output ripple and spikes are measured directly at the output terminals of the power supply without the use of the probe ground clip.
2. Total regulation is defined as the static output regulation at 25°C, including initial tolerance, line voltage and load current within stated limits.

PHYSICAL SPECIFICATIONS

Weight: 46g



PIN CONNECTIONS	
Model	
Pin No.	UP0101D-XX
ACN	Vin(N)
ACL	Vin(L)
+Vo	Vo
-Vo	Common

NOTE:

1. All dimensions in inches (mm).
2. Tolerance .XX=±0.05", .XXX=±0.020".



UMEC International Corporation
2539 West 237th Street, Suite A
Torrance, California 90505 USA

www.umecintl.com
Tel: 310-326-7072
Fax: 310-326-7058